

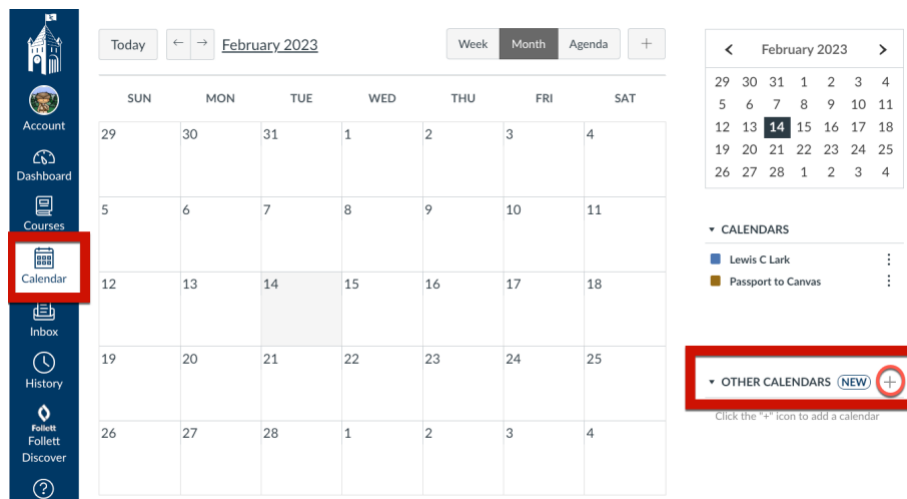
## Add Academic Calendar to Canvas

Canvas users can now add the Academic Calendar events to the calendar tool in Canvas. The calendar contains dates when students can register, cancel, withdrawal, and drop classes. Information also includes the first and last day of class, class breaks and holidays, and commencement.

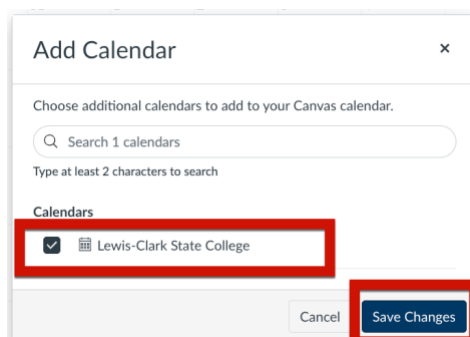
Dates displayed on this calendar can also be found on the LC State Website under [Academic and Instructional Calendars](https://www.lcsc.edu/registrar/academic-instructional-calendars) (Full URL: <https://www.lcsc.edu/registrar/academic-instructional-calendars>).

To add this calendar to Canvas:

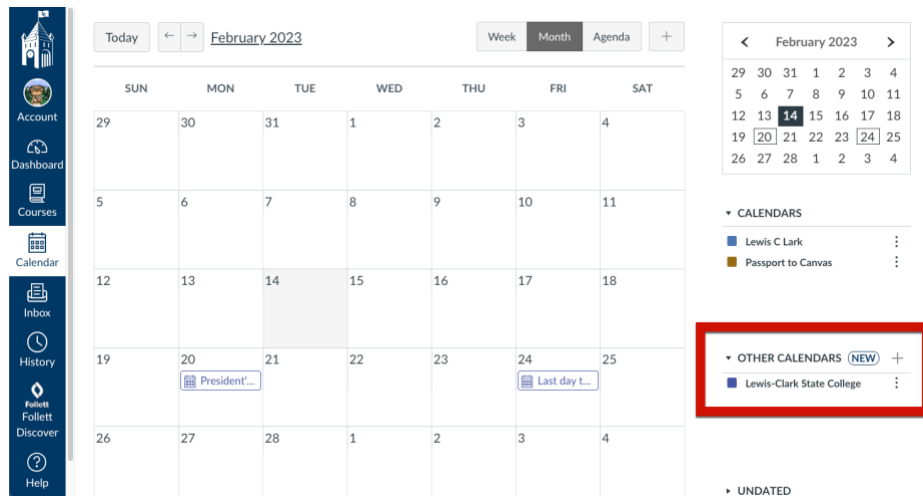
- Sign into LC State Canvas – For instruction on accessing Canvas, [visit the eLearning Services Student Information page](#)
- Select Calendar from the left-hand global navigation menu
- Locate OTHER CALENDARS on the right, and click the +



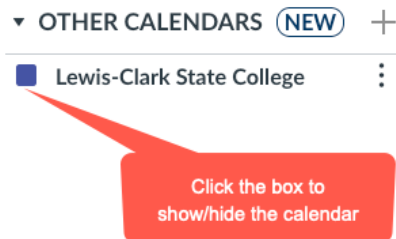
- In the “Add Calendar” box that pops up, check the box next to Lewis-Clark State College, click Save Changes



- You will now see the calendar listed on your calendar page



- You can show/hide the calendar events by clicking the box next to the Lewis-Clark State College calendar in the right-hand area.



- You can also change the color of the calendar by clicking the more options icon next to the Lewis-Clark State College calendar in the right-hand area.
  - If you use #003865 it will display in LC State blue!

