



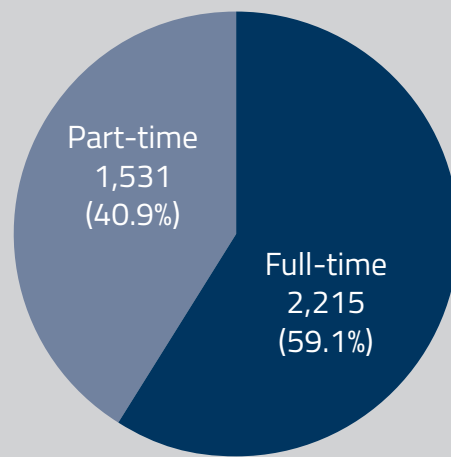
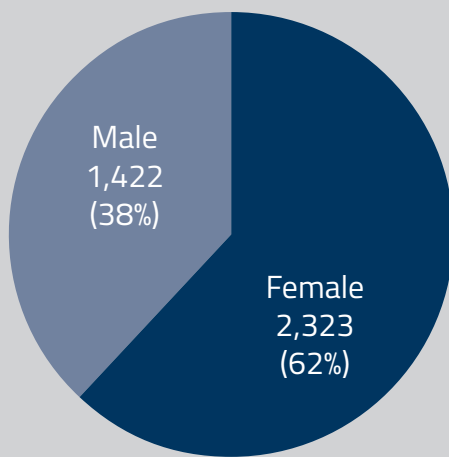
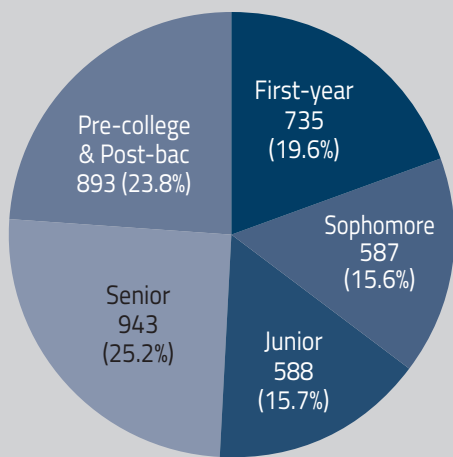
LEWIS-CLARK STATE COLLEGE

Lewis-Clark State College is a regional state college, with a three-part mission that encompasses traditional academic programs, career and technical education (CTE) programs, and community college and community service programs. The college's undergraduate instructional programs offer a wide range of academic and professional programs leading to associate and baccalaureate degrees. The college also offers a number of programs leading to certificates. LCSC works in collaboration with other state and regional postsecondary institutions to serve students, business and industry, the professions, public sector groups, and special constituencies within the region and throughout the state.

Fall 2017 Enrollment

3,746 Total Headcount
2,777 Full-time Equivalent

3,350 Students at Lewiston Campus
396 Students at Coeur d'Alene Center



2,910 Idaho Residents | **496** Non-resident | **340** Asotin County Residents | **65** International Students

76% of the Student Body are First Generation College Students

New Freshmen Profile

Average ACT Composite	20
Average SAT Combined	940
Average High School GPA	3.02

Graduate Placement


Academic Graduates	94%
Technical Graduates	97%

Annual Tuition and Fees

Resident Tuition	\$6,334
Asotin County Tuition	\$10,042
Out of State Tuition	\$18,410
Room and Board	\$7,712

Race/Ethnicity

American Indian or Alaska Native	97 (2.6%)
Asian	53 (1.4%)
Black or African American	35 (.9%)
Native Hawaiian or Other Pacific Islander	15 (.4%)
Hispanic or Latino	255 (6.8%)
International	65 (1.7%)
Race/Ethnicity Unknown	129 (3.4%)
Two or More Races	138 (3.7%)
White	2,959 (80%)



176
Student Athletes

Top 10 Majors by degrees awarded

Business Administration
Elementary Education
Justice Studies
Kinesiology
Liberal Arts
Management
Nursing
Psychology
Radiographic Science
Social Work

Age Groups

Under 18	624
18-24	2,007
25-39	794
40 or over	321

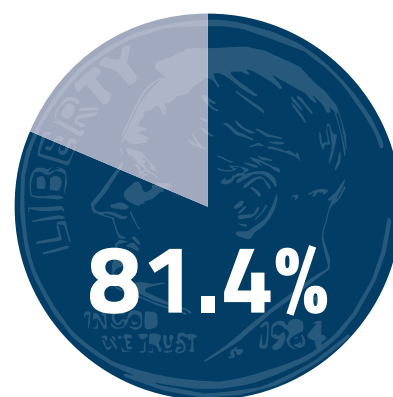
24
Average Age for
Academic Students

26
Average Age
for CTE Students

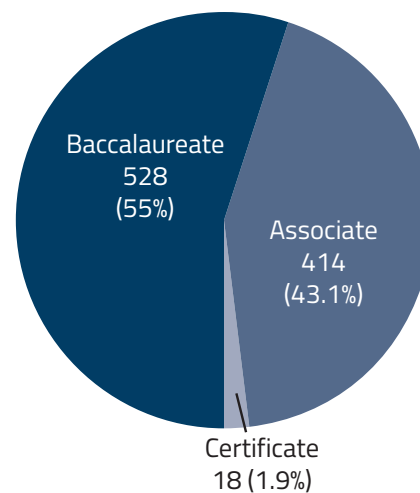
Student to Faculty Ratio



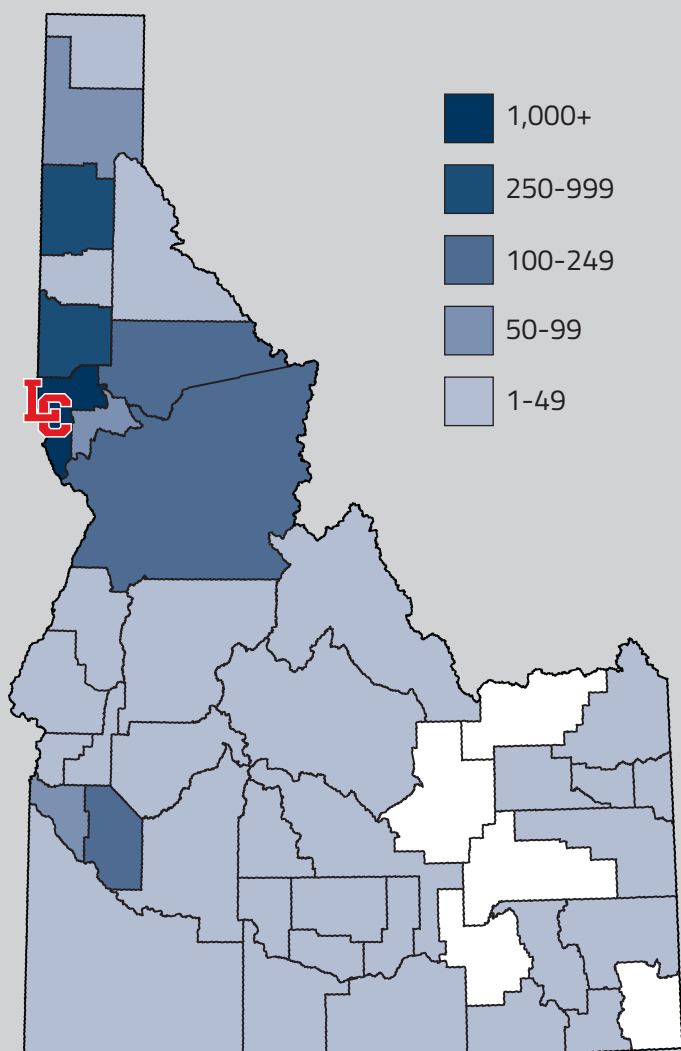
Students Receiving Financial Aid



Degrees Conferred (2016-17)



Students come from 39 of the 44 counties in Idaho, with most hailing from Nez Perce, Kootenai, Latah, Idaho, and Clearwater counties.



LCSC students come from 28 different states and our International students hail from 32 countries.