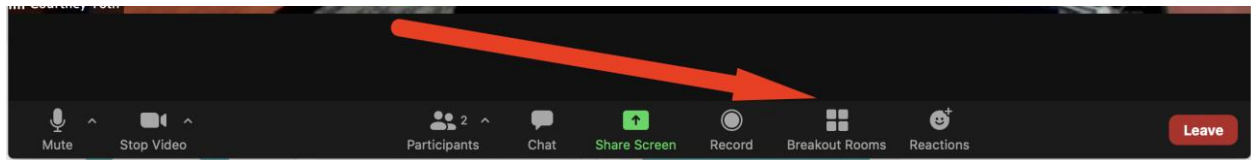
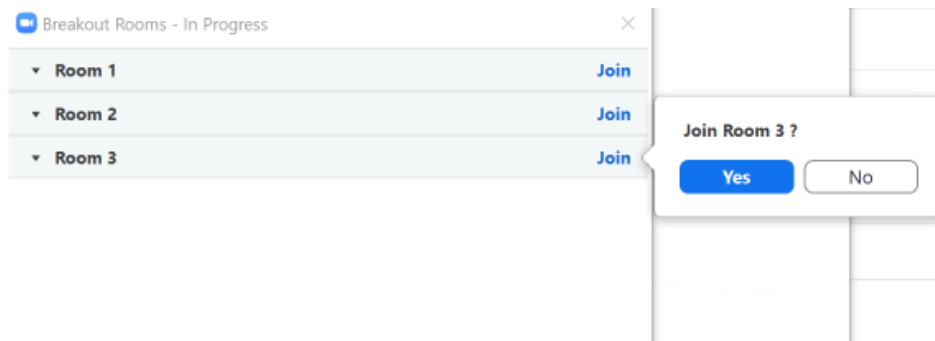



To connect to a Breakout Room, go to your Zoom tool bar and select 'Breakout Rooms'.



To connect on a Windows computer, you will click 'Join' and select 'Yes'.



To connect on a Mac, you will hover over the number in the right-hand side of the screen which will then change to the word 'Join'.



Then click 'Join' and select 'Yes'.

