

navigating YOUR first YEAR

at LC State



2026-2027

Welcome!

Welcome to LC State! Now that you have been admitted to the college, it is time to enter into the next phase – your first year. New students often find themselves overwhelmed because there is a lot to learn during the first year of college. We have created this guide to help you navigate through your first year experience.

Navigating Your First Year was developed as a reference guide for you to use throughout the next year. However, this publication really serves as just a start; there is a great deal of additional knowledge to be gained by using resources such as your online college catalog, WarriorWeb, and sequential plans. Establishing relationships with people on the LC State campus including your advisor, faculty mentor, peer mentor, instructors, staff, fellow students, and many others will also enhance your first year experience.

The Advising Center is here to assist you in your college pursuits. If you have questions or need assistance as you begin college, please contact us – we can help. We are located in Reid Centennial Hall (RCH), Room 208, 208-792-2313, or online at www.lcsc.edu/advising.



TABLE OF CONTENTS

Welcome to LC State.....	1
Table of contents	2
How to use this guide.....	3
Section 1 - Before Orientation	
Log in to WarriorWeb	4
Educational Advising	4
Placement Tests.....	4
Terms to know: Admission, Advisor, Major, Minor, Faculty Mentor	4
Arrange for final transcripts.....	5
Where will you live?	5
Terms to know: Provisional admission, Core, Developmental courses, Transcript, Transfer Summary Report, WarriorWeb.....	5
Math and writing flow charts.....	6
General education core requirements.....	7
Freshman Advising Experience	8
Terms to know: Add, Conditions of Registration, Drop, Program Information Form, Pre-requisite, Registration, Waitlist, Withdraw.....	8
First Day of Semester Checklist	9
Terms to know: FAFSA, Financial Aid Office, Registrar's Office, Residual Funds, Semester, Student Accounts, Tuition and fees.....	10
WarriorMail	10
Where is the money? (Financial Aid and Student Accounts)	11
What else do you need to know? Parking, Accommodations, Textbooks, Health Insurance, Person Proxy	11
Section 2 - Beginning of First Semester	
New Student Orientation	12
Terms to know: Drop/Add period, Canvas, FERPA, ID card, Syllabus.....	12
College catalog.....	12
HEA Student Consumer Information.....	12
Tips for academic success.....	13
Canvas	13
Important dates and calendar	14
Resources for success.....	15
Section 3 - Before Second Semester	
Things to Do	16
Advising responsibilities.....	16
Section 4 - Beginning of Second Semester	
Things to do	17
Terms to know: GPA, Hold, Incomplete, Pass/Fail, Petition, Advisement Complete.....	17
Section 5 - Middle of Second Semester	
Things to do.....	18
Section 6 – Before End of First Year	
Things to do.....	18
Crossroads (getting the most out of your college experience)	19
Campus map	20
Informational directory	21

HOW TO USE THIS GUIDE

Navigating Your First Year is designed to help you through the entire academic process of your first year at LC State. Information is divided into sections for quick and easy reference:



BEFORE ORIENTATION

This section indicates tasks, important items, and information that should be completed **BEFORE YOU ATTEND ORIENTATION.**



BEGINNING OF FIRST SEMESTER

This section indicates tasks, important items, and information that should be completed **AT THE BEGINNING OF YOUR FIRST SEMESTER.**



MIDDLE OF FIRST SEMESTER

This section indicates tasks, important items, and information that should be completed **BY THE MIDDLE OF YOUR FIRST SEMESTER.**



BEGINNING OF SECOND SEMESTER

This section indicates tasks, important items, and information that should be completed **AT THE BEGINNING OF YOUR SECOND SEMESTER.**



MIDDLE OF SECOND SEMESTER

This section indicates tasks, important items, and information that should be completed **BY THE MIDDLE OF YOUR SECOND SEMESTER.**



BEFORE END OF FIRST YEAR

This section indicates tasks, important items, and information that should be completed **BEFORE THE END OF YOUR FIRST YEAR.**

BEFORE ORIENTATION

LOG IN TO WARRIORHUB

WarriorHub is LC State's Single Sign-On portal and the gateway to student resources and services. Once logged into WarriorHub <<https://www.lcsc.edu/warriorhub>>, students can access their other resources such as WarriorWeb, Canvas, and WarriorMail by using the direct links within WarriorHub. WarriorHub is accessed using the student's WarriorMail account.



EDUCATIONAL ADVISING

At LC State, educational advising is viewed as the foundation for a successful academic program. First time academic freshmen and transfer students with less than 14 credits will initially be advised through the The Advising Center for up to one year. Then students will be assigned an academic advisor in the instructional division of their choice. All other students will be advised by their division. All degree-seeking students are required to meet with an advisor prior to registering for classes each term. Advisor assignments occur when a student completes a Program Information Form (PIF). These forms can be obtained from the Registrar & Records office or any Division office of their respective major.

PLACEMENT TESTS

If you feel your math and/or English placement is inaccurate or you do not have placement scores, contact the Testing Center to take the Writing Placement exam (English) and/or ALEKS (Math) at 208-792-2100.

A free math option is the TABE. Talk to your advisor about which test is best for you.

Please notify your advisor once you've completed a placement test so they can help you adjust your schedule if needed.

TERMS TO KNOW

Admission

The process of becoming accepted into college. You must be admitted before you are able to register for classes.

Advisor

A person who gives you advice on class schedules, helps plan your studies, gives you career information and encourages you to stay on track with your course of study.

Major

Your chosen course of study (for example Biology or Welding).

Minor

Your declared secondary academic emphasis.

Faculty Mentor

A person assigned to you, who will answer discipline specific questions and help guide you toward professional goals.



Arrange to send final transcripts.

Final transcripts must be sent to LC State after completion of your high school, dual credit, and/or college or university courses. Separate transcripts are required since dual credit courses are not listed on the high school transcript.

- Financial aid will not be disbursed until official, final transcripts arrive at LC State.
- You will not be able to register for a second semester until official, final transcripts arrive at LC State.
- Questions? Contact Admissions at 208-792-2210.



Where will you live?

- Information on student housing and off-campus listings:
Residence Life, Talkington Hall, 208-792-2053
www.lcsc.edu/residence-life

TERMS TO KNOW

Provisional admission

You may have been provisionally admitted to LC State if you lack certain high school classes, your placement scores are low, your GPA in high school was low, or if you have a GED.

General Education Core

General Education is intended to nurture the development of life-long learners. The goal of general education is to "connect learning to life" by providing students with the skills, knowledge, and dispositions necessary for learning about their environment. This includes thinking clearly, communicating ideas effectively, and functioning comfortably in a variety of social institutions. The General Education Core Curriculum is the foundation for courses that students take in their major programs.

Developmental courses

If you do not have placement scores, or if your scores in English or Math are on the lower end, you may need to take one or more development courses. These classes are designed to help you build the skills you need to succeed in college-level Math and English. (see page 6)

Transcript


A list of all your classes and grades at each school you attend. You can get your LC State transcript from WarriorWeb or the Registrar.

Transfer Summary

You can find this on WarriorWeb. It is the credits LC State accepts for the courses you took at another school.

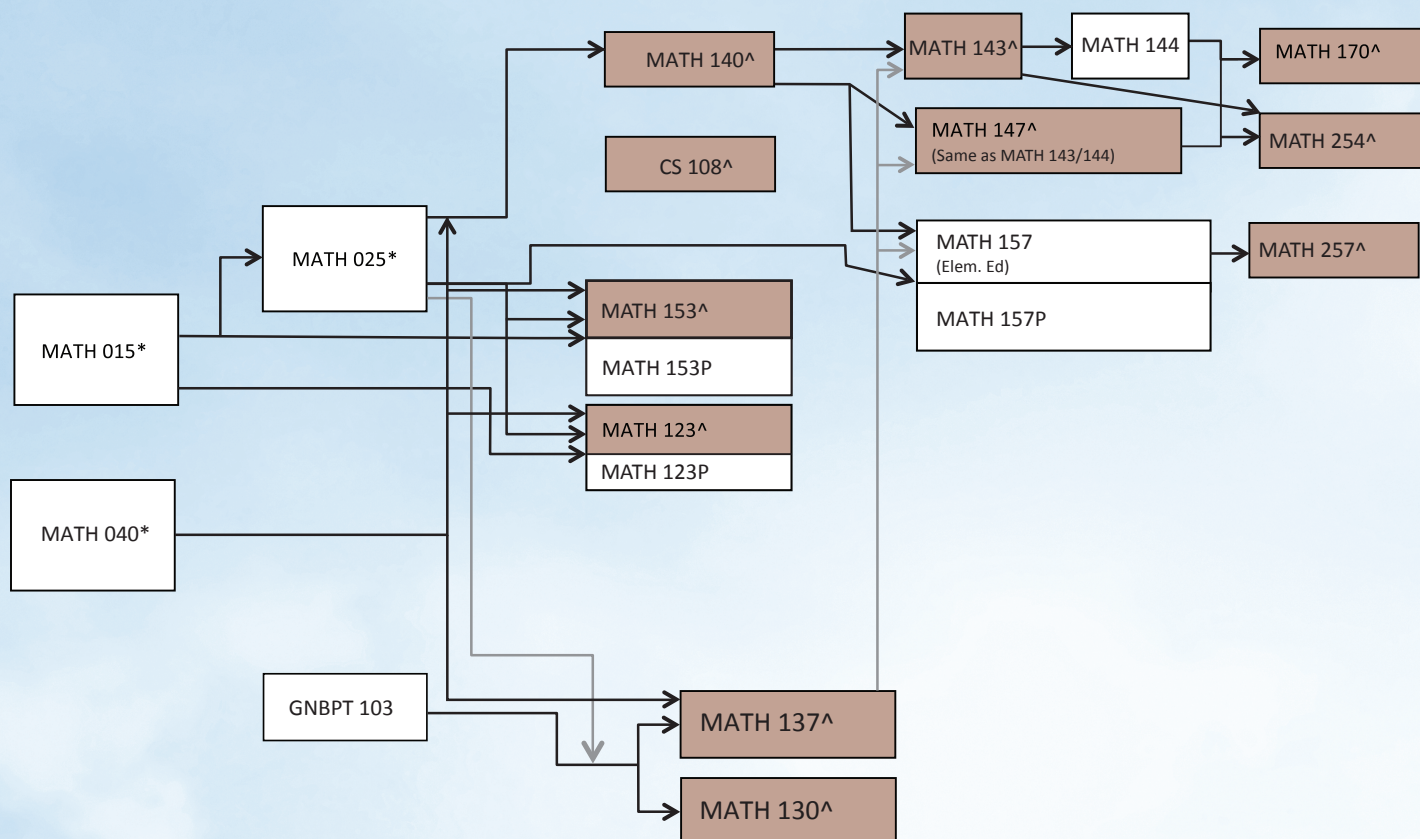
WarriorWeb

Your source for online student records and course information.



BEFORE ORIENTATION

LC State Mathematics Course Flow Chart



Look here for suggested math pathways for your major.

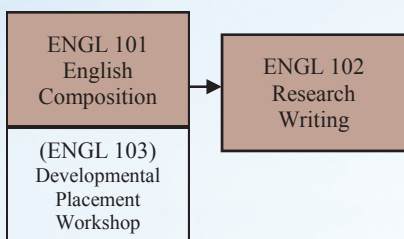
<https://www.lcsc.edu/advising/advising-services/advising-tips-for-students/which-math-class-do-i-take>

^Courses which fulfill the core Math Skills Component of the General Education Core are shaded brown.

*Developmental courses do not count in GPA calculations and do not count as credit toward graduation.

Your major may require a specific math course. Check with your advisor.

LC State Writing Course Flow Chart



- Courses which fulfill the written communication component of general education core are shaded brown.
- You may be required to take Engl 103, depending on placement scores, check with your advisor.

LC STATE GENERAL EDUCATION CORE REQUIREMENTS 2026-2027

WRITTEN COMMUNICATION

6 credits required.	ENGL-101 <i>Writing and Rhetoric I</i>	3 CR	ENGL-109 <i>College Writing & Research</i>	6 CR
	ENGL-102 <i>Writing and Rhetoric II</i>	3 CR		

ORAL COMMUNICATION

Select one course.	COMM-101 <i>Fundamentals of Oral Comm</i>	3 CR	COMM-204 <i>Public Speaking</i>	3 CR
3 credits required.	COMM-203 <i>Small Group Communication</i>	3 CR		

MATHEMATICAL WAYS OF KNOWING

Select one course. 3 credits required.	CS/CITPT-108 <i>Introduction to Computer Science</i>	3 CR	MATH-160 <i>Brief Calculus</i>	4 CR
	MATH-123 <i>Math in Modern Society</i>	3 CR	MATH-170 <i>Calculus I</i>	4 CR
	MATH-130 <i>Finite Mathematics</i>	3 CR	MATH-254 <i>Statistical Methods</i>	4 CR
	MATH-137 <i>Algebra Trig/Stats Application</i>	4 CR	MATH-257 <i>Math for Elementary Teachers II</i>	4 CR
	MATH-140 <i>Algebraic Reasoning & Problem-Solving</i>	3 CR		
	MATH-143 <i>Precalculus I: Algebra</i>	3 CR	MTHPT-130 <i>Finite Mathematics</i>	3 CR
	MATH-147 <i>Precalculus</i>	5 CR	MTHPT-137 <i>Math for Technology</i>	4 CR
	MATH-153 <i>Statistical Reasoning</i>	3 CR	MTHPT-153 <i>Statistical Reasoning</i>	3 CR

HUMANISTIC & ARTISTIC WAYS OF KNOWING

Choose <u>two</u> courses from <u>two</u> of the <u>three</u> categories (Literature, Arts, or Language). 6 credits required.				
Literature	ENGL-175 <i>Literature and Ideas</i>	3 CR	ENGL-260 <i>Native American Literature*</i>	3 CR
	ENGL-257 <i>World Classics</i>	3 CR	ENGL-261 <i>Mythologies</i>	3 CR
	ENGL-258 <i>International Literature*</i>	3 CR		
Arts	ART-100 <i>Introduction to Art</i>	3 CR	MUS-150 <i>World Music</i>	3 CR
	HUM-101 <i>Art & History of Motion Picture</i>	3 CR	MUS-151 <i>History of Musical Theater</i>	3 CR
	HUM-150 <i>Introduction to the Arts</i>	3 CR	MUS-152 <i>History of Jazz & Popular Music</i>	3 CR
	MUS-101 <i>Survey of Music</i>	3 CR	THEA-101 <i>Survey of the Theater</i>	3 CR
	MUS-102 <i>Music in America</i>	3 CR		
Language	NP-101 <i>Nez Perce Language and Culture*</i>	4 CR	SPAN-101 <i>Elementary Spanish I*</i>	4 CR
	NP-102 <i>Nez Perce Language and History*</i>	4 CR	SPAN-102 <i>Elementary Spanish II*</i>	4 CR

SCIENTIFIC WAYS OF KNOWING

Select <u>two</u> courses from <u>two</u> different disciplines. One must be a lab. 7 credits required.	BIOF-100 <i>Intro to Bioinformatics</i>	3 CR	GEOL-120 <i>Introduction to Earth Systems</i>	4 CR
	BIOL-100 <i>Concepts of Biology</i>	4 CR	GIS-271 <i>Intro to Geographic Info Systems</i>	4 CR
	BIOL-120 <i>Plants and People</i>	4 CR	ID-160 <i>Water and Energy</i>	4 CR
	BIOL-123 <i>Biology in Film</i>	3 CR	ID-240 <i>Integrated Science II</i>	4 CR
	BIOL-175 <i>Human Biology</i>	4 CR	NS-140 <i>Integrated Science I</i>	4 CR
	BIOL-227 <i>Human Anatomy & Physiology I</i>	4 CR	NS-150 <i>Intro to Natural Sciences</i>	3 CR
	CHEM-100 <i>Concepts of Chemistry</i>	4 CR	NS-174 <i>Natural Science for Elementary Educator</i>	4 CR
	CHEM-105 <i>General, Organic, & Biochemistry</i>	4 CR	PHYS-111 <i>General Physics I</i>	4 CR
	CHEM-111 <i>Principles of Chemistry I</i>	4 CR	PHYS-112 <i>General Physics II</i>	4 CR
	ENGR-108 <i>Semiconductors, Science, & Society</i>	4 CR	PHYS-171 <i>Phys Sciences for Elementary Educators</i>	4 CR
	FSCI-101 <i>Intro to Forensic Science</i>	4 CR	PHYS-205 <i>Descriptive Astronomy</i>	4 CR
	GEOL-101 <i>Physical Geology</i>	4 CR		

SOCIAL & BEHAVIORAL WAYS OF KNOWING

Select <u>two</u> courses from <u>two</u> different disciplines. 6 credits required.	ANTH-102 <i>Cultural Anthropology*</i>	3 CR	HRPT-184/SS-184 <i>Diversity in Orgs*</i>	3 CR
	ANTH-120 <i>World Prehistory*</i>	3 CR	HRPT-185/SS-185 <i>Human Relations in Orgs</i>	3 CR
	ANTH-170 <i>Intro/Native American Studies*</i>	3 CR	POLS-101 <i>American National Government</i>	3 CR
	ECON-201 <i>Principles of Macroeconomics</i>	3 CR	POLS-237 <i>International Politics</i>	3 CR
	ECON-202 <i>Principles of Microeconomics</i>	3 CR	POLS-285 <i>Comparative Government*</i>	3 CR
	GEOG-102 <i>Introduction to Geography*</i>	3 CR	PSYC-101 <i>Intro to General Psychology</i>	3 CR
	HIST-101 <i>World History I*</i>	3 CR	PSYC-205 <i>Lifespan Developmental Psychology</i>	3 CR
	HIST-102 <i>World History II*</i>	3 CR	SOC-101 <i>Introduction to Sociology*</i>	3 CR
	HIST-111 <i>United States History I*</i>	3 CR	SOC-102 <i>Social Problems</i>	3 CR
	HIST-112 <i>United States History II*</i>	3 CR		

GLOBAL PERSPECTIVES

Select one course. 3 credits required.	ANTH-360 <i>Race & Ethnicity</i>	3 CR	KIN-220 <i>Social-Cultural Aspects of Sports</i>	3 CR
	COMM-345 <i>Intercultural Communication</i>	3 CR	SPAN-201 <i>Intermediate Spanish I</i>	4 CR
	ENGL-474 <i>Native American Written Literature</i>	3 CR	SPAN-202 <i>Intermediate Spanish II</i>	4 CR
	ID-300C <i>Ethics and Diversity</i>	3 CR	*Asterisked courses above may be taken as a Global Perspectives option.	

INTEGRATIVE SEMINAR: ETHICS/VALUES

Select one course. 3 credits required.	ID-300 A-Y <i>Integrative Seminar in Ethics & Values</i> (See course descriptions in catalog for section topics/titles)	3 CR
	ID-301 <i>Integrative Seminar in Ethics & Values: Experiential Learning</i>	

BEFORE ORIENTATION

Freshmen Advising Experience

During your first year at LC State, you will have the support of an Academic Advisor, Faculty Mentor, and Peer Mentor to help you navigate academic, social, financial, and other aspects of college.

Your **Academic Advisor** will:

- Discuss possible majors/careers and help you to select courses
- Release you to register for courses
- Work with you to create an academic plan for graduation
- Discuss strategies and resources to help you be successful in college
- Answer questions regarding policies, procedures, and deadlines related to college (financial aid, registration, housing, payment plans, etc)
- Maintain regular correspondence with you

Your **Faculty Mentor** will:

- Help you with discipline specific questions
- Direct you toward resources relevant to your major
- Help you identify academic, professional, and social goals
- Provide support and suggestions for academic growth

Your **Peer Mentor** will:

- Help you explore extra-curricular opportunities that will help you build your resume
- Help you explore activities and campus events that will add to your college experience
- Provide advice on college success

TERMS TO KNOW

Add

Enrolling in an additional class. (see page 14 for dates)

Conditions of Registration

You must do this once each academic year in Student Planning prior to registering for classes. It includes acknowledging your responsibility to pay for college, the requirements of health insurance, and updating your contact information.

Drop

When removing a class from your schedule, you need to “drop” it officially, or you will receive a failing grade (for drop and withdraw dates see page 14).

Program Information Form (PIF)

This form officially assigns you an advisor, major, and catalog year.

Pre-requisite

Something—usually another class—that is required prior to taking a class. Can be found in course description.

Registration

The process of signing up for classes.


Waitlist

If a class is full, you may have the option to be put on a waitlist until an opening becomes available. Not all courses offer waitlisting.

Withdraw

The withdrawal deadline, whereby students earn a W on their transcript, is the Thursday before priority registration. A grade of “W” will be entered on the permanent transcript for each course. Students who fail to complete the official withdrawal process will be considered enrolled and will be graded accordingly.

First Day of Semester Checklist

	Once you've registered for classes, use this list to ensure that you are ready for your first semester at LC State
	Make sure you know the name of your advisor and how to reach him/her (hint: WarriorWeb "Plan & Schedule - Advising Tab")
	Arrange for delivery of your final high school transcripts, college transcripts, and/or AP scores to LC State.
	Find out what you will need to pay (tuition, fees, room, board) and when it is due (hint: day five of each semester). Statements are posted to WarriorWeb in July (fall) or December (spring).
	Touch base with the Financial Aid Office – Let them know you have registered for classes. Make sure you have submitted any necessary documents they may need.
	Check your WarriorMail account regularly. You may receive messages from a variety of LC State offices, even before classes begin. Respond to messages you receive.
	If you need to provide documentation of health insurance , be sure to take care of this early.
	Arrange housing far in advance of the start of school. If you are on a waitlist, consider finding an alternative option as a backup plan.
	Get Microsoft Office for free! Go to the following website for information: https://www.lcsc.edu/it/get-microsoft-office-for-free
	Purchase your computer for use at LC State using the Canvas Technology Specifications determined by eLearning Services & IT.
	Plan to attend Orientation . You don't want to miss this event where you will meet your classmates, learn about LC State policies and processes, and acclimate to campus.
	Purchase all required books and supplies before classes begin. Wait until you start classes to buy optional supplies...you will find out what you need once you attend each class.
	Planning to work while in college? There are employment opportunities both off and on campus for students. Check with Student Employment & Career Readiness Center for more information!
	Print out your class schedule during the week before you start classes (up to that point, locations may still change). Go to your WarriorWeb Student Planning, then Plan and Schedule, then My Class Schedule.
	Once you arrive on campus, practice "walking your schedule" so you know how to get from one point to the next.
	Get lots of rest before your first week of school – it is usually exhausting!

BEFORE ORIENTATION

TERMS TO KNOW

FAFSA

Free Application for Federal Student Aid. You need to fill this out in order to qualify for student financial aid. The online FAFSA application can be found at <https://studentaid.gov>. LC State's school code is: 001621.

Financial Aid Office

They help you discover financial aid opportunities, guide you through the financial aid process, and explain the sometimes confusing language of financial aid.

Registrar's Office

They keep track of student records, which include items such as your transcripts and files.

Residual Funds

Funds from scholarships, grants, or loans that exceed your charges are available to you by direct deposit or a paper check. Students are encouraged to sign up for direct deposit on WarriorWeb.

Semester

The time frame that school is in session. There are two main semesters in a school year: fall and spring. There are also shorter, more intense, optional sessions in summer.

Student Accounts

They manage your billing, payments and financial aid disbursement. They also provide you with any leftover residual funds if your aid exceeds your charges. This is where you pick up residual funds or pay (or make arrangements to pay) your fees and tuition.

Tuition and fees

These are the costs you will be expected to pay when taking college courses.

WarriorMail

LC State's official student e-mail and messaging system:

- Your WarriorMail account becomes active after you are admitted to LC State.
- Log into WarriorHub to access your WarriorMail.
- Check your WarriorMail account daily for any important messages from the college, professors, and advisors.
- This is the only email address LC State will use to contact you once you are registered.

For questions: contact the IT Helpdesk at (208) 792-2231, via email at helpdesk@lcsc.edu, or in person at Sam Glenn Complex (SGC) room 112.



WHERE IS THE MONEY?

FINANCIAL AID and STUDENT ACCOUNTS

Get help paying for school from Financial Aid, Reid Centennial Hall 110, www.lcsc.edu/financial-aid/ 208-792-2224.

1. **Late paperwork and acceptance of offers may delay your funds.**
2. Estimate your cost of attendance using the net price calculator at <https://app.meadowfi.com/lcsc>
3. Check your WarriorMail regularly for notifications.
4. Check on WarriorWeb for your "Offer Letter".
5. Review and accept your aid offers on WarriorWeb.
6. Review and sign your Offer Letter on WarriorWeb.
7. E-sign your Master Promissory Note.
8. Complete Loan Entrance Counseling Session.

Pay for school and get residual funds checks from Student Accounts in RCH 102 www.lcsc.edu/student-accounts, 208-792-2790.

1. Check WarriorWeb for student account charges and billing statements.
2. Fees must be paid, or arrangements made, by the 5th day of the fall/spring semester.
 - a. Payment plans are available and can be requested on WarriorWeb.
 - b. Approved payment plans (including down payment) are due by the 5th day of the semester.
3. Late fees start after the 5th day of school.
4. Summer enrollment has unique fee payment and refund policies. Please visit www.lcsc.edu/student-accounts for details.
5. Use the Net Price Calculator at www.lcsc.edu/financial-aid/cost-of-attendance to estimate your cost of attendance.

WHAT ELSE DO YOU NEED TO KNOW?

How do you get a parking permit?

- For questions regarding parking permits and parking regulations, contact Department of Public Safety, Meriwether Lewis Hall 110, 208-792-2226, www.lcsc.edu/public-safety/parking-services.
- Parking permits are available for students at www.lcsc.edu/public-safety/parking-services. Click on: parking permit registration. Permits can be picked up at the Public Safety in Meriwether Lewis Hall room 110 after you register.

Do you need accommodations to attend college?

- Accessibility Services, Library Room 161, 208-792-2677 www.lcsc.edu/accessibility-services.

What textbooks do you need?

- Buy your books before school starts.
- Search for your textbooks at LCStateBookstore.com
- Select "Lookup by Student ID"
- Enter your Student ID and your textbooks will populate.
- The LC State bookstore does not have books in stock but you can have your order shipped to the store on campus.
- Some courses participate in **Warrior Instant Access**, which provides required materials automatically for a set fee billed to the student's account. Learn more at: <https://lcstatebookstore.com/pages/inclusive-access>

Proof of Health Insurance

LC State requires the following full-time students to have Affordable Care Act compliant insurance: International Students, Varsity Athletes, Accepted into the Nursing or Rad-Tec Program. The 10th day of the semester is the deadline to prove health insurance.

Person Proxy

LC State students have the ability to designate a "proxy" user who may access their information in WarriorWeb. A proxy user is typically a parent, spouse, guardian, etc. to whom the student grants access to view typically private information depending upon what information (grades, financial, tax) the student wishes to share.



BEGINNING OF FIRST SEMESTER

NEW STUDENT ORIENTATION

THE DAY:

Family and friends are encouraged to attend Orientation with you. Indicate how many plan to attend when you sign up. For more information on New Student Orientation, contact Admissions Office, Reid Centennial Hall 114, 208-792-2378, or www.lcsc.edu/orientation.

THE CLASS:

First Year Foundations is a one-credit, **required course for all new-to-LC State full-time freshmen**. It will provide you with the resources needed to be successful at LC State, including information about campus services, available opportunities, as well as student rights and responsibilities.

You will register for both the event and course during your initial advising and registration session, via student planning.



TERMS TO KNOW

Drop/Add Period

Time at the beginning of the semester when you can drop or add classes. (see page 14 for dates)

Canvas

The system used to deliver classes at LC State.

FERPA

A federal law that protects your privacy as a student. It means we can't share your grades, class schedule, financial information, or other educational records with anyone - including parents - unless you grant person proxy. For more info: www.lcsc.edu/registrar - click "Student Information" then "FERPA & Data"

Privacy"

WarriorOne Card

The WarriorOne Card is your official LC State identification card. Use your card to attend events across campus (athletics, comedy shows, theatre, art shows, etc.), purchase food on campus, and access facilities such as the fitness center and library.

Syllabus

A very important document that you should get from every professor on the first day of class that lays out the expectations of the class and the contact information of the professor.

COLLEGE CATALOG

(Your Travel Guide...)

The LC State catalog is the principle source for information on academic and technical programs, institutional data, courses, degree requirements, and all other services offered by the college. To view the current catalog, visit: <http://catalog.lcsc.edu>. It is recommended that you browse for your program plan, Division, and any other college information you seek.

HEA STUDENT CONSUMER INFORMATION

The links provided on this website are guides to making informed decisions as a LC State student.

A broad range of topics provide essential understanding and tools to encourage a successful academic experience, as mandated by federal requirements set forth in the Higher Education Act of 1965 (amended 1988 and 2008).

For more information, please visit the Student Consumer Information page at <http://www.lcsc.edu/consumer-information/>.

TIPS FOR ACADEMIC SUCCESS

Go to class—go to every class session, even if your instructor does not take attendance. This is the *essential* key to succeeding. Sit near the front of the room or near the instructor.

Check your WarriorMail daily—it is the primary official form of electronic communication for the college.

Read the syllabus—know the following for each class: due dates, expectations, objectives, and instructor contact information.

Plan your study time accordingly—usually 2-3 study hours for each hour of class per week.

Know your program—review the catalog and develop a program plan. Be very familiar with your major requirements.

Keep in contact with Financial Aid—especially if your schedule or circumstances change.

Ask questions—don't be shy! Chances are if you don't understand something, there are others in your class who don't understand and also have questions.

Talk to your instructor—ask about expectations, details on the syllabus, or questions on course content. Ask how you are doing or how you can do better.

Talk to your advisor—tap into this great resource for help with problems, possible alternatives, identifying services, and assistance in making decisions. Find out the name of your advisor on WarriorWeb. Meet with your advisor throughout the semester.

Practice time management—by learning to use a planner. Schedule every class into your planner, as well as time to study. Also make a note of all important dates from each syllabus. *Refer to it often!*

Don't ignore problems—they seldom go away on their own and can usually be solved easier the sooner they are addressed. Seek help if you need it (*see page 15 for a list of helpful resources*).

CANVAS

LC State offers several options for course delivery using the online learning management system (LMS), Canvas. All coursework for fully online classes, designated WEB in WarriorWeb, is accessed and submitted through the LMS. Hybrid courses are a combination of classroom and online instruction. Hybrid classes, designated HYB in WarriorWeb, can have up to 70% of the coursework posted in the LMS. Additionally, all face-to-face (LEC) classes use the LMS to deliver the course syllabus and instructor office hours.

Log into WarriorHub to access Canvas.

Students must own, or have consistent access to, a PC or Mac laptop or desktop computer to successfully complete coursework in Canvas at LC State. Chromebooks, tablets, cell phones, and similar mobile devices do not have the necessary operating systems to fully support Canvas or the programs used within it. Using an unsupported device will cause some features in Canvas to malfunction, making it difficult or impossible for students to complete assignments, discussions, or exams in the LMS.



BEGINNING OF FIRST SEMESTER

Note these important dates and deadlines in a student planner:

FALL SEMESTER 2026

Aug 21	New Student Orientation
Aug 24	First day of class
Aug 28	Add/drop online deadline
Aug 28	Fee payment deadline
Sept 4	Last day to add/drop without "W" on transcripts, 10th day of classes
Sept 7	Labor Day (no classes)
Oct 1	FAFSA is available
Oct 23	Mid-term grades due/posted to WarriorWeb
Nov 5	Last day to withdraw from classes or college for the semester
Nov 9-12	Priority registration for Spring 2027
Nov 23-27	Fall Break (no classes)
Dec 1	LC State scholarship portal opens
Dec 7-11	No final exam week
Dec 11-17	Final exam period
Dec 21	Final grades posted to WarriorWeb

SPRING SEMESTER 2027

Jan 15	New Student Orientation
Jan 18	MLK/Civil Rights Day (campus closed)
Jan 19	First day of class
Jan 25	Add/drop online deadline
Jan 25	Fee payment deadline
Feb 1	Last day to add/drop without "W" on transcripts, 10th day of classes
Feb 15	Presidents' Day (campus closed)
March 1	Priority deadline for scholarship
March 19	Mid-term grades due/posted to WarriorWeb
March 29-April 2	Spring Break (no classes)
April 8	Last day to withdraw from classes or college for the semester
April 12-15	Priority registration for Fall 2027
May 3-7	No final exam week
May 10-13	Final exam period
May 17	Final grades posted to WarriorWeb

* All dates subject to change, please see <http://https://www.lcsc.edu/registrar/academic-instructional-calendars> for the most up to date list.

** For latest information on payment deadlines and financial aid disbursement visit www.lcsc.edu/controllers-office.

FALL 2026 – SUMMER 2027

AUGUST 2026

S	M	T	W	T	F	S
						1
2	3	4	5	6	7	8
9	10	11	12	13	14	15
16	17	18	19	20	21	22
23	24	25	26	27	28	29
30	31					

SEPTEMBER 2026

S	M	T	W	T	F	S
	1	2	3	4	5	
6	7	8	9	10	11	12
13	14	15	16	17	18	19
20	21	22	23	24	25	26
27	28	29	30			

OCTOBER 2026

S	M	T	W	T	F	S
						1
2	3	4	5	6	7	8
9	10	11	12	13	14	15
16	17	18	19	20	21	22
23	24	25	26	27	28	29
30	31					

NOVEMBER 2026

S	M	T	W	T	F	S
1	2	3	4	5	6	7
8	9	10	11	12	13	14
15	16	17	18	19	20	21
22	23	24	25	26	27	28
29	30					

DECEMBER 2026

S	M	T	W	T	F	S
						1
2	3	4	5	6	7	8
9	10	11	12	13	14	15
16	17	18	19	20	21	22
23	24	25	26	27	28	29
30	31					

JANUARY 2027

S	M	T	W	T	F	S
						1
2	3	4	5	6	7	8
9	10	11	12	13	14	15
16	17	18	19	20	21	22
23	24	25	26	27	28	29
30	31					

FEBRUARY 2027

S	M	T	W	T	F	S
						1
2	3	4	5	6	7	8
9	10	11	12	13	14	15
16	17	18	19	20	21	22
23	24	25	26	27	28	29
30	31					

MARCH 2027

S	M	T	W	T	F	S
						1
2	3	4	5	6	7	8
9	10	11	12	13	14	15
16	17	18	19	20	21	22
23	24	25	26	27	28	29
30	31					

APRIL 2027

S	M	T	W	T	F	S
						1
2	3	4	5	6	7	8
9	10	11	12	13	14	15
16	17	18	19	20	21	22
23	24	25	26	27	28	29
30	31					

MAY 2027

S	M	T	W	T	F	S
						1
2	3	4	5	6	7	8
9	10	11	12	13	14	15
16	17	18	19	20	21	22
23	24	25	26	27	28	29
30	31					

JUNE 2027

S	M	T	W	T	F	S
						1
2	3	4	5	6	7	8
9	10	11	12	13	14	15
16	17	18	19	20	21	22
23	24	25	26	27	28	29
30	31					

JULY 2027

S	M	T	W	T	F	S
						1
2	3	4	5	6	7	8
9	10	11	12	13	14	15
16	17	18	19	20	21	22
23	24	25	26	27	28	29
30	31					



RESOURCES FOR SUCCESS

There are various services on campus that provide support to you.

Accessibility Services helps with accommodations if you have a documented disability. Contact the Office of Accessibility Services for an appointment.

Location: Library, Room 161

Contact: 208-792-2677

Computer Labs are free for you to use. LC State is a wireless campus. You can check out laptops at the SUB and Library.

Lab Locations: The Library and other locations

eLearning Services supports the online course delivery system, Canvas.

Location: Sam Glenn Complex, Room 214

Contact: 208-792-2239

IT Helpdesk is the place to go (or call) if you have problems or questions about using WarriorWeb or WarriorMail.

Location: Sam Glenn Complex, Room 112

Contact: 208-792-2231

LC State Warrior Pantry is an on-campus food pantry exclusively serving all Warriors including students, staff, and faculty. Their mission is to support students to stay healthy and achieve their educational goals.

Location: Library, Room 129

Contact: 208-792-2668

Library Information Desk helps students find academic sources for course projects and papers. The Library Circulation Desk checks out library materials, including laptops.

Location: Library, Main Floor

Contact: 208-792-2396

Native American & Veterans Student Services and Outreach offers programs and services designed to assist you in meeting your educational goals, both in and out of the classroom.

Location: Reid Centennial Hall, Room 212

Contact: 208-792-2812

Student Counseling is available if you are having academic difficulties or personal issues. The service is free.

Location: Sam Glenn Complex, Room 212

Contact: 208-792-2211

Student Health Services provides medical services for students such as check-ups, treatment of injuries, illness, or immunizations. To meet with the doctor, an appointment is required. Student Health Services can also answer questions you may have about student health insurance.

Location: Sam Glenn Complex, Room 205

Contact: 208-792-2251

Student Success Center provides academic support for all subject areas by providing tutoring, peer mentoring, printing, etc.

Location/General: Library, Room 173

Contact: 208-792-2840

For days and times, visit www.lcsc.edu/student-success-center.

Spanish Lab provides assistance to students who need help on homework, or who need a little extra conversation practice.

Location: Library, Room 172

Contact: 208-792-2840

Testing Center offers exam proctoring services to LC State students as well as community members.

Location: Library, Room 161

Contact: 208-792-2100

Veteran Services is committed to the success of active and former military members, Guard and Reservists, and military dependents with a mission to provide the academic, financial, and networking resources for students to reach their goals.

Location: Reid Centennial Hall, Room 21

Contact: 208-792-2473

Writing Center is available to help you become a better writer.

Location: Library, Room 172

Contact: 208-792-2433

Online Writing Lab is part of the Writing Center. Visit: www.lcsc.edu/writing-center

**See page 21 for more resources!*

BEFORE SECOND SEMESTER

For your first semester, you were shown how to register. Now is the time to do it yourself.

THINGS TO DO

- ___ Schedule an appointment with your advisor before midterm.
- ___ Plan and schedule your courses for the upcoming semester.
- ___ Meet with your advisor and discuss your course plan for next semester.
- ___ Your advisor must release you to register each semester.

ADVISING RESPONSIBILITIES

Your advisor is responsible for:

- Helping you clarify educational values and goals.
- Providing accurate information about educational options, academic and graduation requirements, institutional policies and procedures, and available campus resources.
- Helping you plan and monitor your degree program consistent with your interests and abilities.
- Assisting with career exploration or referring you to The Advising Center for this purpose.
- Maintaining confidentiality.
- Developing a collaborative relationship with you.
- Fostering your decision-making skills and self-reliance.

You are responsible for:

- Knowing who your advisor is and how to contact him/her, and meeting with your advisor to foster a collaborative relationship.
- Making informed decisions by asking questions and familiarizing yourself with core requirements, program requirements, and graduation requirements.
- Asking for help if you have issues or concerns.
- Accepting responsibility for the decisions you make.
- Scheduling advising appointments prior to registration or other deadlines and being prepared for the advising appointment.
- Consulting with your advisor if you are considering altering your outlined study plan, changing major, transferring to another institution, or withdrawing from the college.



BEGINNING OF SECOND SEMESTER

THINGS TO DO

- ___ Buy your books before classes begin.
- ___ Pick up your residual check (if applicable).
- ___ Note all the important dates and deadlines in your planner (*refer to your syllabi and the dates on page 14*).
- ___ Review tips for academic success (*on page 13*).
- ___ Fill out and submit your FAFSA and scholarship applications before March 1 (we call this “meeting Priority Deadline”).



TERMS TO KNOW

GPA

Grade point average. This is the average of your grades. Keep it above 2.0 (that is a C) to qualify for financial aid, stay in good academic standing, and graduate.

Hold

A hold on your student account will keep you from registering. A hold means that you need to take care of a debt to a campus office or take care of a task that is required of you.

Incomplete

Instead of a grade, you may receive an Incomplete for a class that has coursework you didn't finish. Work with your instructor to make sure you finish it by the new due date.

Pass/Fail

Some classes are graded with a letter grade of P or F. Some classes allow you to register using this grading system. 'P' grades do not calculate into your GPA, but 'F' grades do.

Petition

You can file a petition with the college to ask for an exception to a college policy, such as dropping a class after the deadline has passed.

Advisement Complete

Your advisor will release you for registration after meeting with you about your schedule each semester. You cannot register for classes without a release.



MIDDLE OF SECOND SEMESTER



THINGS TO DO

- ___ Meet with your advisor to plan next semester (*review p.16*) and make sure you are on track with your degree.
- ___ Check mid-term grades on WarriorWeb.
- ___ Make sure you know what the last date is to drop a class (with a "W").
- ___ Register for 3rd semester classes.
- ___ Start looking for summer internships or jobs. Go to career fairs (ask the Office of Student Employment for more information).
- ___ Consider taking summer classes. Register before the last day of the spring semester.

BEFORE END OF FIRST YEAR

THINGS TO DO

- ___ Check your financial aid for 3rd semester.
- ___ Mark beginning of 3rd semester classes on your calendar.
- ___ Check WarriorMail and WarriorWeb (often during break) for important messages.
- ___ Before 3rd semester begins, buy a new parking permit (if this is a fall semester), and buy your books.



CROSSROADS

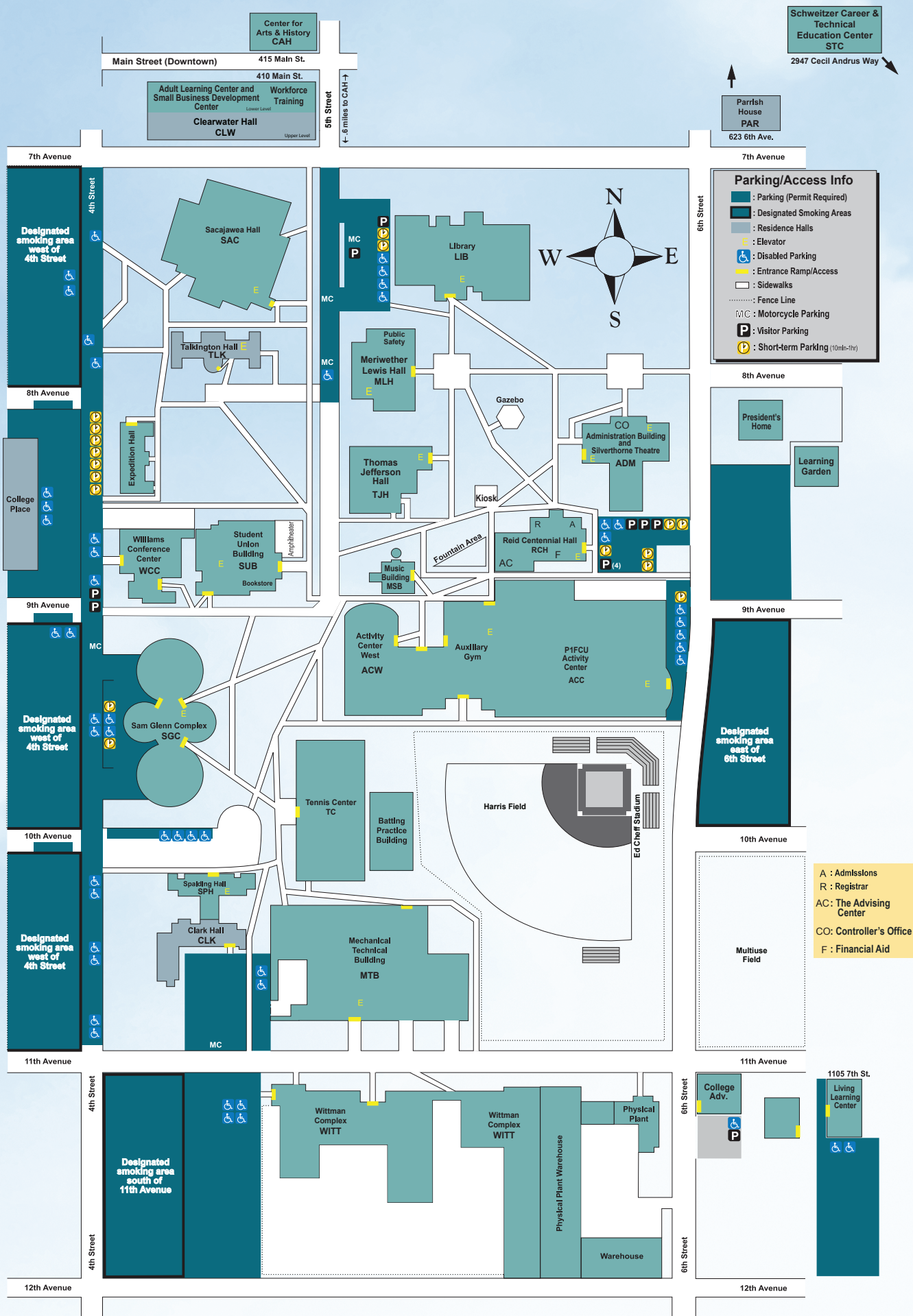
(Getting the most out of your college experience)

- Do some career exploration in your chosen major (The Advising Center can help!).
- If undeclared, it's advisable that you declare a major before completing 32 credits. The Advising Center can help you explore your options.
- You are more marketable if you gain experience in your field before graduating. Get an internship! Advisors and faculty mentors can help you identify great internship opportunities!
- Make friends, enjoy yourself. Stop by and "Like" one of LC State's Facebook pages or on Instagram!
- Start your resume. Ask the Student Employment & Career Readiness Center for assistance.
- Start a study group with other students. Study groups can consist of classmates, students in your major, living group, or others with common academic interests.
- Part-time and full-time jobs are another way to build your resume. See the Student Employment & Career Readiness Center and ask about "Job Match".
- Attend athletic or extracurricular events – it's a great way to meet other students and get connected. Most are free!
- Stay healthy! Exercise, eat and drink wisely, and get enough sleep.



- Get involved. Join clubs for fun and great experiences. www.lcsc.edu/student-involvement.
- Use the free (or nearly free) resources available to you as a student: health services, career advising, counseling, weight room, library, computer labs, tutoring, etc.
- Consider studying away! LC State offers many different types of study away programs to enhance your learning experience. To find out more visit <http://www.lcsc.edu/study-away/> or call 208-792-2177 for more information.

LC State Map



INFORMATIONAL DIRECTORY

LC State

Online: www.lcsc.edu
Phone: 208-792-5272

Mailing Address:
500 8th Avenue
Lewiston, ID 83501-2698

Office/Program	Phone (208)	URL	Campus Location Building & Room #
Accessibility Services	792-2677	www.lcsc.edu/accessibility-services	Library 161
Admissions	792-2378	www.lcsc.edu/admissions	Reid Centennial Hall 111/114
Adult Learning Center	792-2238	www.lcsc.edu/adult-learning-center	400 Main Street
Advising Center, The	792-2313	www.lcsc.edu/advising	Reid Centennial Hall 208
Associated Student Body	792-2717	www.lcsc.edu/student-involvement/ student-government-aslsc	Student Union Bldg 219
Athletic Department	792-2275	www.lcwarriors.com	Activity Center 168
Business & Computer Science Division	792-2293	www.lcsc.edu/business	Thomas Jefferson Building 126
Campus Mail	792-2214	www.lcsc.edu/mail-room	Sam Glenn Complex 120
Campus Printing (Graphic Communications)	792-2252	www.lcsc.edu/campus-print	Sam Glenn Complex 113
Career & Technical Education	792-2225	www.lcsc.edu/career-technical-education	Mechanical & Technical Bldg 101
Coeur d'Alene Campus	208-666-6707	www.lcsc.edu/cda/	901 W. River Avenue Coeur d'Alene, ID 83814
Counseling Center	792-2211	www.lcsc.edu/student-counseling	Sam Glenn Complex 212
eLearning Services	792-2239	www.lcsc.edu/elearning	Sam Glenn Complex 214
Educational Talent Search			
Clearwater Valley	792-2913	www.lcsc.edu/educational-talent-search	Reid Centennial Hall 22
Financial Aid Office	792-2224	www.lcsc.edu/financial-aid	Reid Centennial Hall 110
First Year Experience	792-2208	www.lcsc.edu/first-year-experience	Student Union Bldg 207 & 208
Health Services	792-2251	www.lcsc.edu/student-health	Sam Glenn Complex 205
Helpdesk	792-2231	www.lcsc.edu/it	Sam Glenn Complex 112
Humanities Division	792-2297	www.lcsc.edu/humanities	Spalding Hall 104
International Programs	792-2177	www.lcsc.edu/international	Reid Centennial Hall 212
Library	792-2396	www.lcsc.edu/library	Library
Native American & Veterans	792-2812	www.lcsc.edu/navsso	Reid Centennial Hall 212
Student Services and Outreach			
Nursing and Health Services	792-2250	www.lcsc.edu/nursing	Sacajawea Hall 118
Physical, Life, Movement, & Sport Sciences Division	792-2295	www.lcsc.edu/science	Meriwether Lewis Hall 306
Pi'amkinwaas	792-2743	https://www.lcsc.edu/minority-programs/ piamkinwaas-center	Reid Centennial Hall 22
Public Safety	792-2226	www.lcsc.edu/public-safety/safety-and-security	Meriwether Lewis Hall 110
Registrar	792-2223	www.lcsc.edu/registrar	Reid Centennial Hall 108
Residence Life	792-2053	www.lcsc.edu/residence-life	Talkington Hall
Social Science Division	792-2291	www.lcsc.edu/social-sciences	Spalding Hall 101
Social Work Program	792-2866	www.lcsc.edu/social-sciences/ social-work	Expedition Hall 19
Sodexo Food Services	792-2244	www.lcsc.edu/sub-csl/campus- dining-options	Student Union Bldg 120
Student Accounts	792-2790	www.lcsc.edu/student-accounts	Reid Centennial Hall 102
Student Activities	792-2717	www.lcsc.edu/student-involvement	Student Union Bldg 220
Student Affairs	792-2218	www.lcsc.edu/student-affairs	Reid Centennial Hall 112
Student Employment & Career Readiness Center	792-2144	www.lcsc.edu/student-employment	Student Union Bldg 202
Teacher Education & Mathematics Division	792-2260	www.lcsc.edu/education	Spalding Hall 114
Technical & Industrial	792-2220	www.lcsc.edu/ti	Mechanical Technical Bldg 101
Testing Center	792-2100	www.lcsc.edu/testing-center	Library 161
Veteran Services	792-2473	www.lcsc.edu/veterans	Reid Centennial Hall 21
Warrior Wear Bookstore	792-2242	www.lcsc.edu/bookstore	Student Union Bldg 143
Workforce Training	792-2388	www.lcsc.edu/workforce-training	1920 3rd Avenue N., Lewiston



**LC State
The Advising Center
Reid Centennial Hall, Room 208
500 8th Ave.
Lewiston, ID 83501
208-792-2313
www.lcsc.edu/advising**

LC State does not discriminate on the basis of race, color, religion, age, sex (including gender identity, sexual orientation, and pregnancy), national origin, physical or mental disability, protected veteran status, genetic information, or any other status protected under applicable federal, state, or local law. This policy applies to all programs, services, and facilities, including applications, programs, admissions, and employment. The Director of Human Resource Services has been designated to handle inquiries regarding non-discrimination policies and can be reached at 208-792-2269 or at the Administration Building, Room 102, on LC State's campus, 500 8th Avenue, Lewiston, Idaho, 83501. TTY Sorenson Video Relay System (www.sorenson.com/video-relay).

LC State is accredited by the Northwest Commission on Colleges and Universities. 8060 165th Avenue NE, Suite 100 • Redmond, WA 98052-3981