



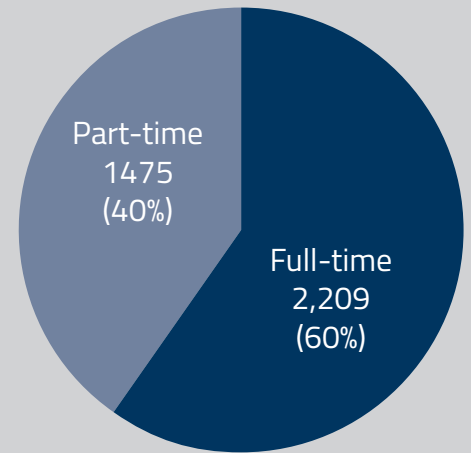
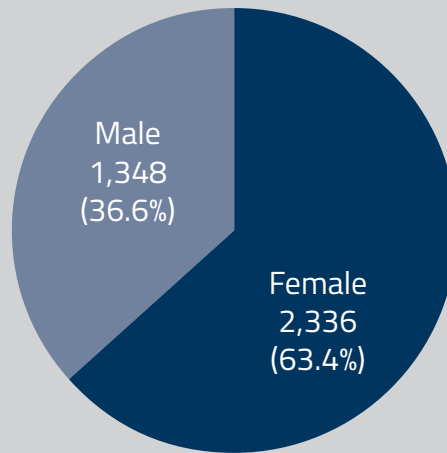
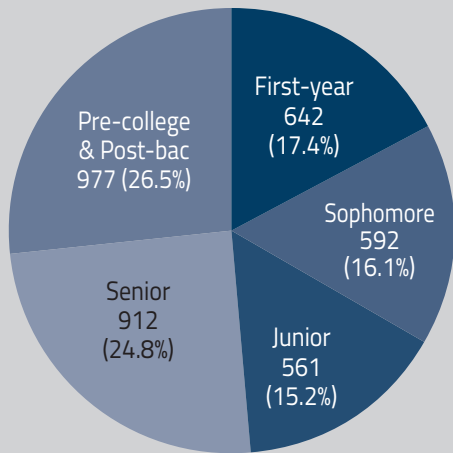
# LEWIS-CLARK STATE COLLEGE

Lewis-Clark State College is a regional state college, with a three-part mission that encompasses traditional academic programs, career and technical education (CTE) programs, and community college and community service programs. The college's undergraduate instructional programs offer a wide range of academic and professional programs leading to associate and baccalaureate degrees. The college also offers a number of programs leading to certificates. LCSC works in collaboration with other state and regional postsecondary institutions to serve students, business and industry, the professions, public sector groups, and special constituencies within the region and throughout the state.

## Fall 2018 Enrollment

**3,684** Total Headcount  
**2,711** Full-time Equivalent

**3,345** Students at Lewiston Campus  
**339** Students at Coeur d'Alene Center



**2,949** Idaho Residents | **429** Non-resident | **306** Asotin County Residents | **67** International Students

**73.0%** of the Student Body are First Generation College Students

## New Freshmen Profile

Average ACT Composite	<b>19</b>
Average RSAT Combined	<b>1010</b>
Average High School GPA	<b>2.96</b>

## Graduate Placement

Academic Graduates	<b>94%</b>
Technical Graduates	<b>97%</b>

## Annual Tuition and Fees

Resident Tuition	<b>\$6,618</b>
Asotin County Tuition	<b>\$10,552</b>
Out of State Tuition	<b>\$19,236</b>
Room and Board	<b>\$7,580</b>

## Race/Ethnicity

American Indian or Alaska Native	<b>76 (2.1%)</b>
Asian	<b>53 (1.4%)</b>
Black or African American	<b>28 (.8%)</b>
Native Hawaiian or Other Pacific Islander	<b>9 (.2%)</b>
Hispanic or Latino	<b>255 (6.9%)</b>
International	<b>67 (1.8%)</b>
Race/Ethnicity Unknown	<b>119 (3.2%)</b>
Two or More Races	<b>132 (3.6%)</b>
White	<b>2,945 (80%)</b>



## Top 10 Majors by degrees awarded

- Business Administration
- Business Management
- Elementary Education
- Justice Studies
- Kinesiology
- Liberal Arts
- Management
- Nursing
- Radiographic Science
- Social Work

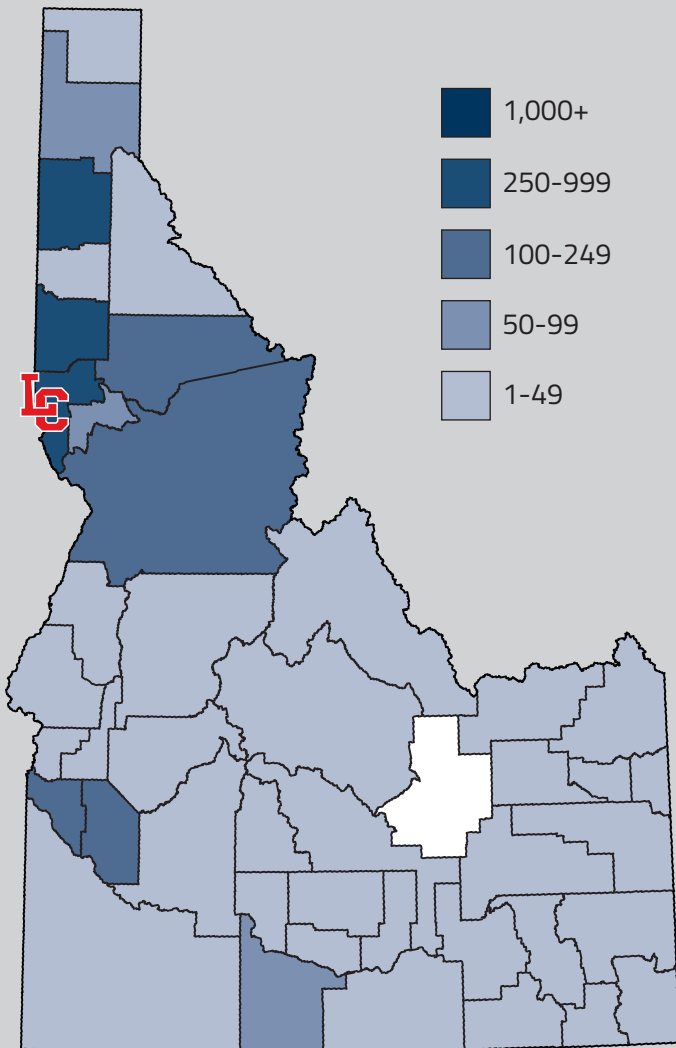
## Age Groups

Under 18	642
18-24	1,958
25-39	753
40 or over	331

**24**  
Average Age for  
Academic Students

**24**  
Average Age  
for CTE Students

Students from 43 of the 44 counties in Idaho, with most hailing from Nez Perce, Kootenai, Latah, Idaho, and Clearwater counties.

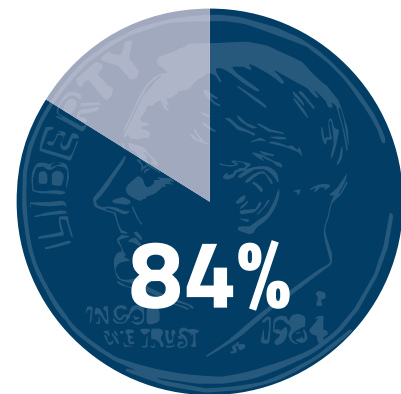


Students from 26 states, with most students hailing from Idaho, followed by Washington, Oregon, California and Nevada. International students hail from 36 countries.

## Student to Faculty Ratio



## Students Receiving Financial Aid



## Degrees Conferred (2017-18)

