



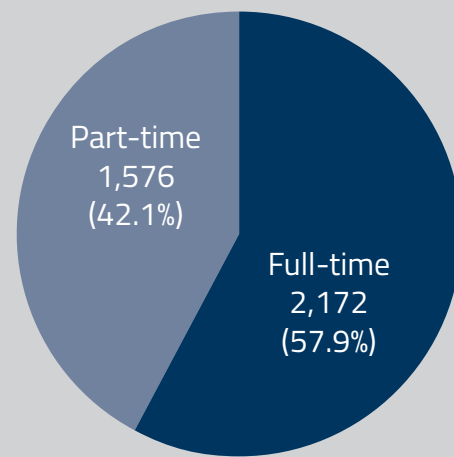
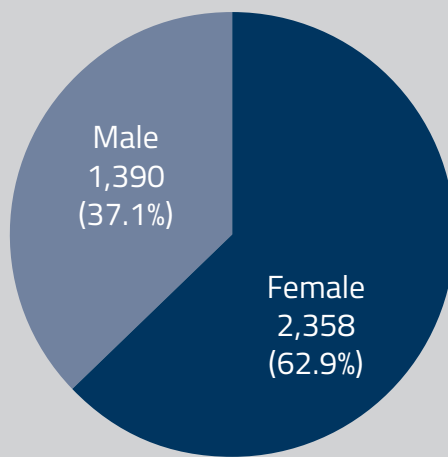
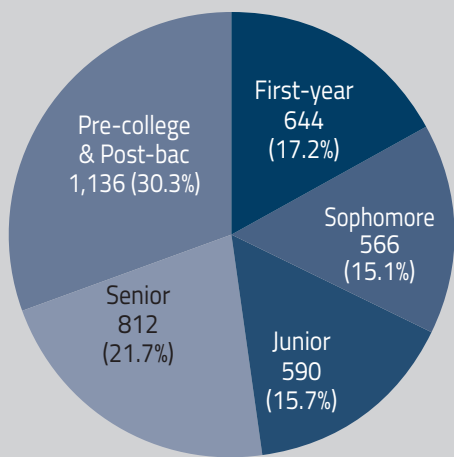
LEWIS-CLARK STATE COLLEGE

Lewis-Clark State College is a regional state college, with a three-part mission that encompasses traditional academic programs, career and technical education (CTE) programs, and community college and community service programs. The college's undergraduate instructional programs offer a wide range of academic and professional programs leading to associate and baccalaureate degrees. The college also offers a number of programs leading to certificates. LCSC works in collaboration with other state and regional postsecondary institutions to serve students, business and industry, the professions, public sector groups, and special constituencies within the region and throughout the state.

Fall 2019 Enrollment

3,748 Total Headcount
2,675 Full-time Equivalent

3,452 Students at Lewiston Campus
296 Students at Coeur d'Alene Center



2,982 Idaho Residents | **433** Non-resident | **333** Asotin County Residents | **61** International Students

76.0% of the Student Body are First Generation College Students

New Freshmen Profile

Average ACT Composite	19
Average RSAT Combined	990
Average High School GPA	3.06

Graduate Placement


Academic Graduates	97%
Technical Graduates	92%

Annual Tuition and Fees

Resident Tuition	\$6,982
Asotin County Tuition	\$10,975
Out of State Tuition	\$19,978
Room and Board	\$7,680

Race/Ethnicity

American Indian or Alaska Native	115 (3.1%)
Asian	44 (1.2%)
Black or African American	33 (.9%)
Native Hawaiian or Other Pacific Islander	8 (.2%)
Hispanic or Latino	292 (7.8%)
International	61 (1.6%)
Race/Ethnicity Unknown	143 (3.8%)
Two or More Races	125 (3.3%)
White	2,927 (78.1%)



Top 10 Majors by degrees awarded

- Biology
- Business & Communication
- Business Administration
- Elementary Education
- Justice Studies
- Kinesiology
- Liberal Arts
- Nursing
- Radiographic Science
- Social Work

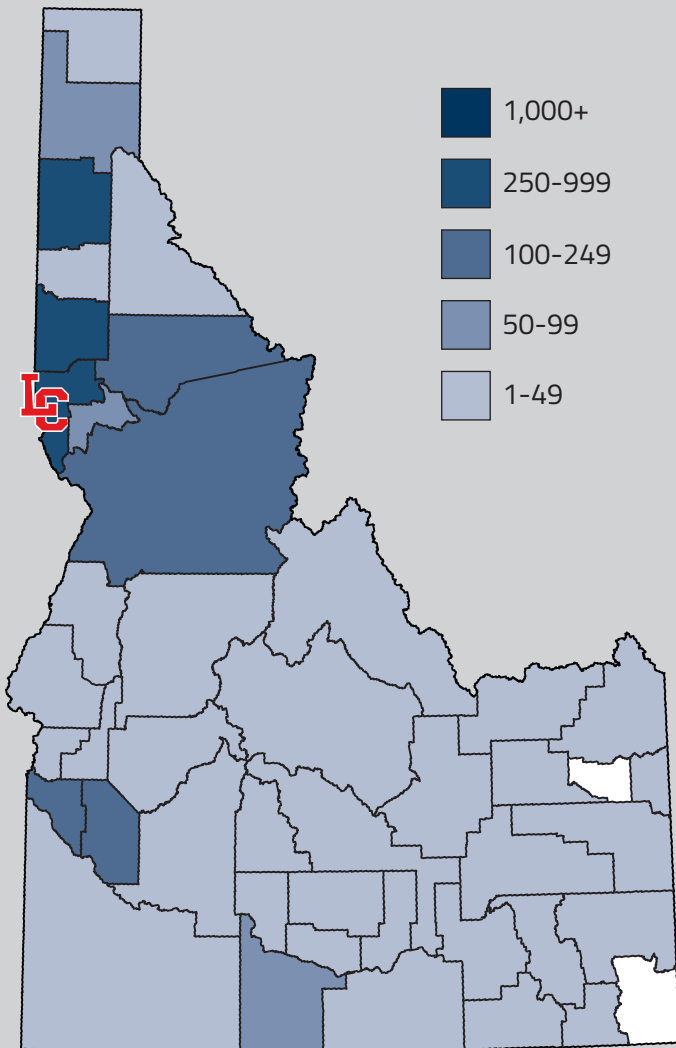
Age Groups

Under 18	841
18-24	1,902
25-39	724
40 or over	281

24
Average Age for
Academic Students

24
Average Age
for CTE Students

Students from 42 of the 44 counties in Idaho, with most hailing from Nez Perce, Kootenai, Latah, Idaho, and Clearwater counties.

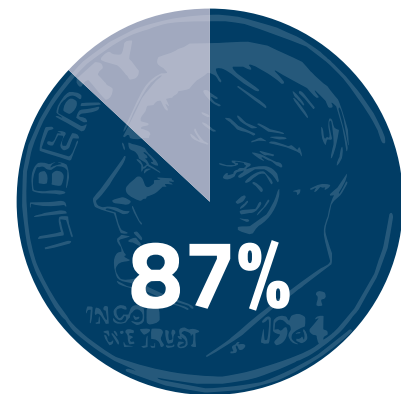


Students from 24 states, with most students hailing from Idaho, followed by Washington, Oregon, California and Nevada. International students hail from 29 countries.

Student to Faculty Ratio



Students Receiving Financial Aid



Degrees Conferred (2018-19)

