

LC State is a regional state college, with a three-part mission that encompasses traditional academic programs, career and technical education (CTE) programs, and community college and community service programs. The college's undergraduate instructional programs offer a wide range of academic and professional programs leading to associate and baccalaureate degrees. The college also offers a number of programs leading to certificates. LC State works in collaboration with other state and regional postsecondary institutions to serve students, business and industry, the professions, public sector groups, and special constituencies within the region and throughout the state.

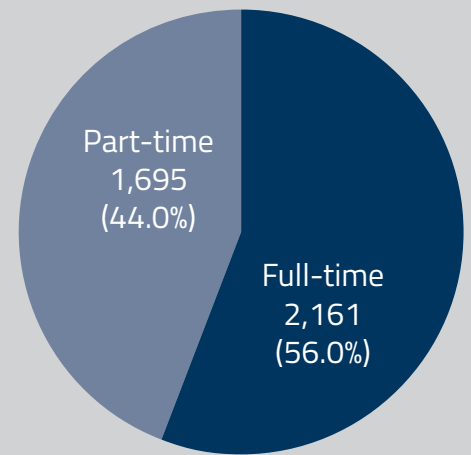
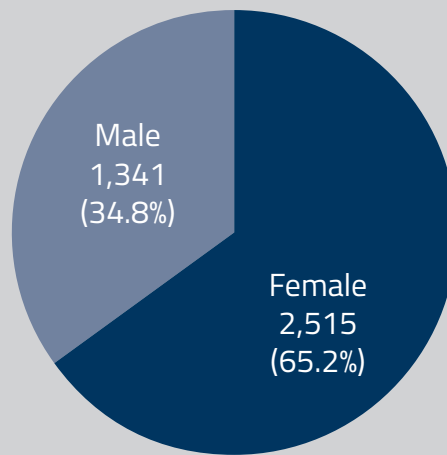
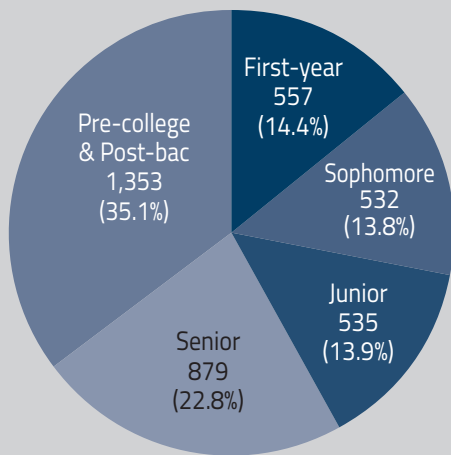
Fall 2020 Enrollment

3,856 Total Headcount

2,682 Full-time Equivalent

3,540 Students at Lewiston Campus

316 Students at Coeur d'Alene Center



3,163 Idaho Residents | **421** Non-resident | **272** Asotin County Residents | **38** International Students

78.0% of the Student Body are First Generation College Students

New Freshmen Profile

Average ACT Composite	20
Average RSAT Combined	992
Average High School GPA	3.22

Graduate Placement


Academic Graduates	97%
Technical Graduates	98%

Annual Tuition and Fees

Resident Tuition	\$6,982
Asotin County Tuition	\$11,052
Out of State Tuition	\$20,238
Room and Board	\$7,790

Race/Ethnicity

American Indian or Alaska Native	92 (2.4%)
Asian	53 (1.4%)
Black or African American	33 (.9%)
Native Hawaiian or Other Pacific Islander	10 (.3%)
Hispanic or Latino	299 (7.8%)
International	39 (1.0%)
Race/Ethnicity Unknown	166 (4.3%)
Two or More Races	172 (4.5%)
White	2,992 (77.6%)



Top 10 Majors by degrees awarded

- Business Administration
- Computer Science
- Elementary Education
- Graphic Communications
- Justice Studies
- Liberal Arts
- Nursing
- Psychology
- Radiographic Science
- Social Work

Age Groups

Under 18	1,033
18-24	1,815
25-39	711
40 or over	297

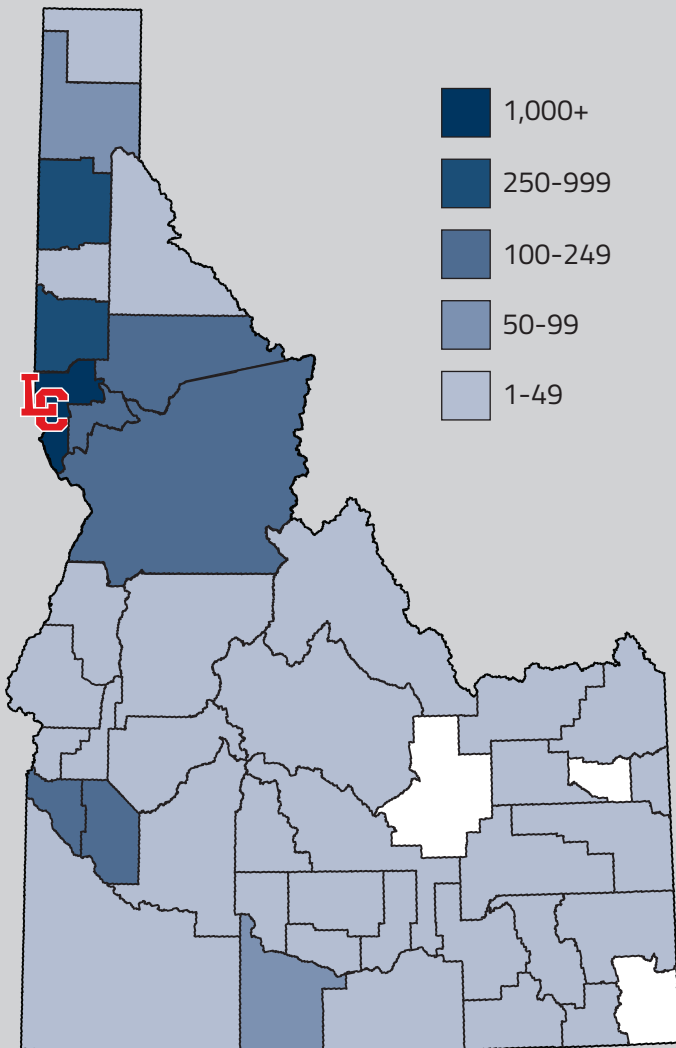
23
Average Age for
Academic Students

25
Average Age
for CTE Students

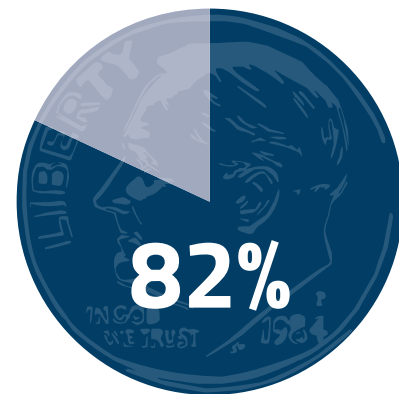
Student to Faculty Ratio



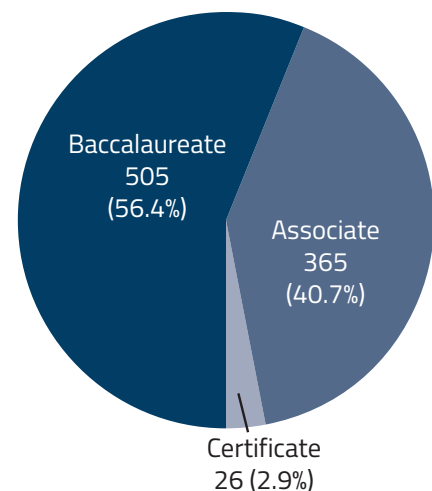
Students from 41 of the 44 counties in Idaho, with most hailing from Nez Perce, Kootenai, Latah, Idaho, and Clearwater counties.



Students Receiving Financial Aid



Degrees Conferred (2019-20)



Students from 25 states, with most students hailing from Idaho, followed by Washington, Oregon, California and Alaska. International students hail from 23 countries.